



### District Report Card: 2017


<b>State:</b> Haryana	<b>District:</b> Kaithal
<b>Class:</b> 5	<b>Subject:</b> Language
<b>Schools:</b> 61	<b>Students:</b> 1286


### Participation/Coverage


#### Students

<div>GENDER</div> <div></div>	Boys				Girls			
	Number		%		Number		%	
	561		43.62		725		56.38	

<div>AREA</div> <div></div>	Rural				Urban			
	Number		%		Number		%	
	1114		86.63		172		13.37	

<div>CATEGORY</div> <div></div>	SC		ST		OBC		GEN	
	Number	%	Number	%	Number	%	Number	%
	659	51.24	3	0.23	434	33.75	190	14.77

<div>CWSN</div> <div></div>	LD	VI	HI	S&LD	ID	Oth
	1	6	2	2	9	11

<div>Management</div> <div></div>	Government			Government-aided		
	Number		%	Number		%
	1261		98.06	25		1.94

### Average Performance of Students in Language (%)

Overall	Gender		Area		Management		Social Group			
	Male	Female	Rural	Urban	Govt.	Aided	SC	ST	OBC	GEN
59.10	58.24	59.77	58.80	61.05	59.07	60.53	56.31	75.56	62.12	61.65

## Performance on Learning Outcomes (LOs)

Learning Outcomes	Description	Average Performance(%)
L504	Reads and comprehends independently storybooks, news items/ headlines, advertisements etc.	55.71
L508	Reads text with comprehension, locates details and sequence of events	60.80

Range of Performance of Students who Answered Correctly							
Below 30%		30% - 50%		50% - 75%		Above 75%	
Number	%	Number	%	Number	%	Number	%
120	9.33	312	24.26	539	41.91	315	24.49

## Lowest Performing Learning Outcomes (LOs)

- 1 - Reads and comprehends independently storybooks, news items/ headlines, advertisements etc. (55.71)
- 2 - Reads text with comprehension, locates details and sequence of events (60.80)